

# Hydra<sup>IP</sup> KM4111

## Description

External module for functional extension of the Derovis product series HydraIP and HydraIP DV with mobile data transmission (4G/LTE/WLAN) and GPS analysis.

The KM4111 can be easily snapped on the housing of the HydraIP and HydraIP DV MDVRs or a DIN rail and can be connected with more external modules (e.g. HydraIP GPIO4210). The HydraIP KM4111 is perfectly usable for updating of systems without internal transmission modules.

## Article number

DRV110247

## Main features

- Bidirectional data transmission via 4G/LTE or WLAN.
- GNSS Receiver for capturing positioning data (GPS Navstar)
- Quick & easy installation: direct mounting on housing of HydraIP MDVR
- Power supply via HydraIP/HydraIP DV interface
- Connectable with more external modules
- Connection to Derovis fleet management software (FMS)

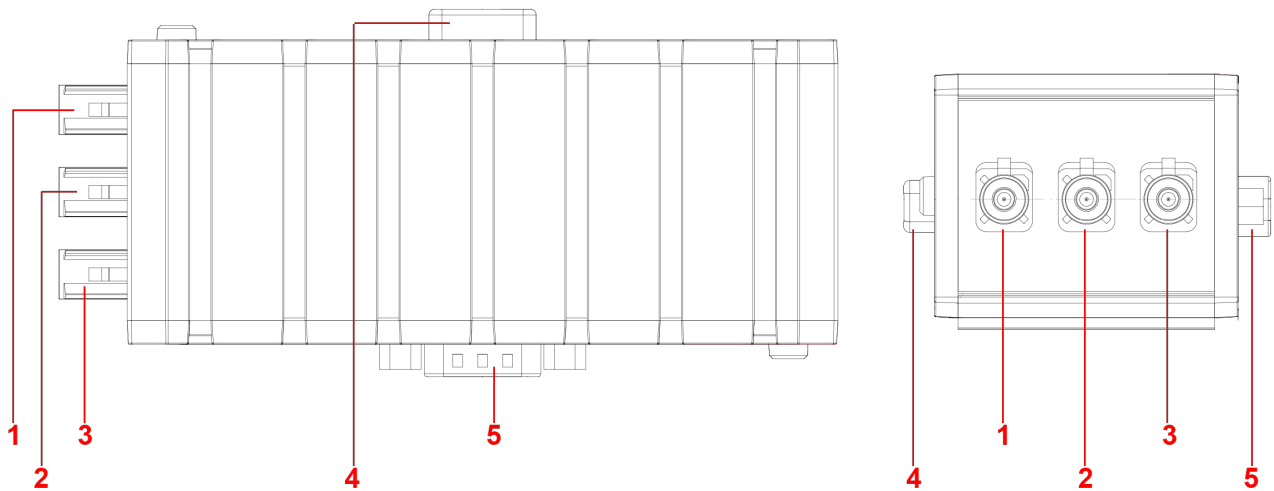


<b>Compatibility</b>	Compatible with HydraIP and HydraIP DV series.
<b>Functionality</b>	The transmission module enables MDVRs to communicate through WLAN and mobile communication 4G/LTE with the Back-Office. Positioning data can be captured through the internal GNSS receiver (GPS Navstar) and sent to the Back-office in real time. The systems are fully capable of being integrated into the Derovis fleet management software "Flame". Different data (state, alarm, position data, live stream etc.) can be transmitted and analyzed.
<b>4G/LTE module</b>	Supports GPRS/EDGE/UMTS/HSPA; UMTS/HSPA/LTE 2100 MHz band for Europa, Multi-band GSM, EDGE/GPRS multi slot class 12
<b>GNSS receiver</b>	GPS NAVSTAR
<b>WLAN module</b>	802.11 n standard, compatible with standards 802.11 a/b/g Dual band: 802.11a ISM Band: 5.1 ~ 5.8 GHz; 802.11g ISM band: 2.4 ~ 2.4835 GHz
<b>Security</b>	The WLAN module supports 64/128 Bit WEP, WPA, WPA2 und AES, The 4G/LTE module supports: SSL secure connection, The systems communicate with the Back-Office through secure VPN connections
<b>Power supply</b>	Power supply: 24 VDC Power consumption: max. 6 W
<b>Environment</b>	operation with WLAN: 0°C ... +55°C operation with 4G: -30°C ... +65°C Humidity: 95% not condensing
<b>Housing</b>	Aluminium anodized and plastic (ABS) Mounting via DIN EN 60715 DIN rail (35 x 7.5 mm) Dimensions (W x H x D): 118.5 x 39 x 55.4 mm Weight: approx. 150 g
<b>Conformity &amp; Certifications</b>	E1, EN50155, RoHS, REACH, EN45545, EN 60529, IEC 62262

Information refer to the current state and may be subject to unannounced changes.

15.06.2017

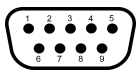
## Interfaces Overview



### No. Interface

- 1 FAKRA type C blue, incl. 3.6 VDC phantom power
- 2 FAKRA type I beige
- 3 FAKRA type D bordeaux
- 4 DSub9 female
- 5 DSub9 male

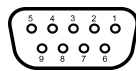
### Pin assignment DSub9 male (Connection with HydralP MDVR)



view in the socket of the module

Pin No.	Description
1	Upstream USB D-
2	USB GND
3	Power GND
4	Power GND
5	Power GND
6	Upstream USB D+
7	USB VBus Input
8	Power (+)
9	Power (+)

### Pin assignment DSub9 female (Connection with other external modules of the HydralP series)



view in the socket of the module

Pin No.	Description
1	Downstream USB D-
2	USB GND
3	Power GND
4	Power GND
5	Power GND
6	Downstream USB D+
7	USB VBus Output
8	Power (+)
9	Power (+)

## Dimensions

